

Hands-On Sclerotherapy Videos

Give you **Tips & Pearls of Practice**

Advanced Sclerotherapy Training Course

www.CopaVin.com



CopaVin Medical Training

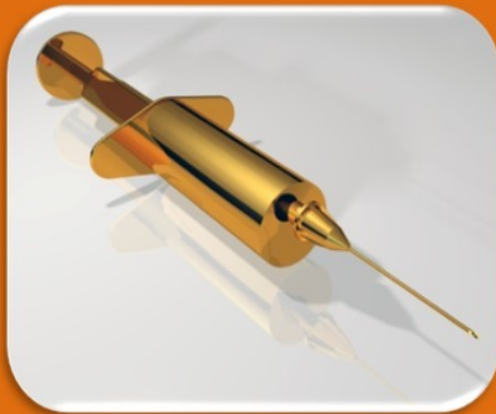


Sclerotherapy Hands On videos , Here is where you can see the Drs performing some of the Techniques explained in How to do Sclerotherapy , You will see how it is applied, you will observe different tips and Pearls of the practice of Sclerotherapy that you can watch over and over again



How To Do Sclerotherapy

*The Injection Techniques for
Spider & Varicose Veins*



This is a true comprehensive training course on Sclerotherapy consist of four Medical Manual, which constitute a Methodology or Medical Protocol in Sclerotherapy, It is practical and concise, It will guide you step by step, through the complete cycle of Sclerotherapy .

This methodology is based on the practical and objective experience of more than 30 years of many Doctors, therapists and administrators dedicated exclusively and entirely to the treatment of varicose veins, having treated thousands of patients of all nationalities and ethnicities in the U.S

A. Mendoza ARNP
Director of Training Programas
[www. CopaVin .com](http://www.CopaVin.com)

A Comprehensive Sclerotherapy Training Course



Hands On Demonstration

Videos Showing

Observe a sclerotherapy being conducted and the The Instructors explain the injection techniques taught in the conferences and Therapy rooms

Videos Show :

Learn and implement the injections techniques,

Avoid committing mistakes



The Instructors are Crown Medical Dr that practice Sclerotherapy on a daily basis, transmitting the experience and techniques used

- ✓ Practical Demonstration of the techniques
- ✓ Such as the ATT techniques
- ✓ The Seesaw Technique and others



CopaVin Medical Training



Every element you need to implement a vein practice in your office

[Www.CopaVin.com](http://www.CopaVin.com)

You will learn How to

- 1 Avoid Ulcer formation
- 2 Avoid Thrombophlebitis
- 3 Avoid Hyperpigmentation
- 4 Avoid Neovascularization
- 5 What medication to use? and why, or
- 6 When to change medication ?
- 7 How do I prepare the Sclerosing agent,
- 8 What concentration should I use.?
- 9 Where to start the sclerosis.
- 10 What type of Syringe to use.
- 11 What is the Tto. for Hyperpigmentation

- ✓ Practical Demonstration of the techniques
- ✓ Such as the ATT techniques
- ✓ The Seesaw Technique and others



CopaVin Medical Training




Every element you need to implement a vein practice in your office

www.CopaVin.com

and many more practical Sclerotherapy questions.....



Hands On Demonstration



This Video and the manual teaches you How to Do Sclerotherapy for Spider and Varicose Veins of the Lower Extremities The manual is a 222 Pages Manual divided - into five Chapters It gives you a detail description on how to perform the actual injection, It gives you the Tips and Pearls of the practice , It also offers the Sclerotherapy protocol to follow when doing Sclerotherapy . All based on the practical experience of those who have been doing sclerotherapy for the past 30 Years

Sclerotherapy Technique Films

By CopaVin

Comes in a Flash Drive , Part of the Comprehensive Sclerotherapy Training Course



No 1 Best Syringe



No 2 Sclerotherapy Technique ATT



No 4 The Sissor Technique



No 5 Sclerotherapy Technique Angle




No 6 Sclerotherapy Sequence of Therapies



No 7 Sclerotherapy Technique Back and Fourth



No 8 Incorrect Pressure



No 9 Sclerotherapy Sample of Different Techniques



No 10 Putting Elastic Bandage



No 11 Sclerotherapy Homework Identify Incorrect...



No 12 Homework Identify Illness of Unattende Varicose Veins



No 12 The Sissor Technique



No 13 Putting Elastic Bandage



No 14 The Frist Vist Steps in Evaluation



No 15 Sclerotherapy Homework Identify Incorrect...



No 16 Problems in Sclerotherapy...



No 17 What are...

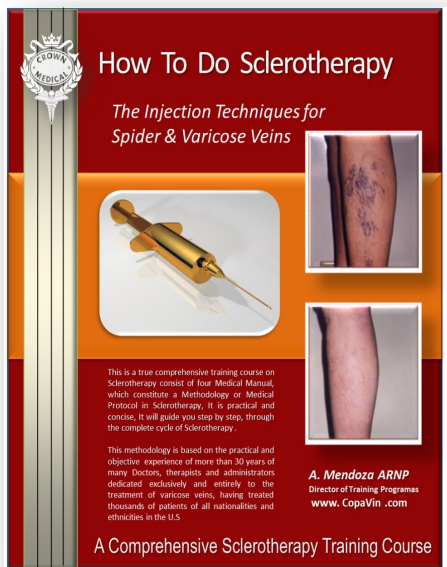
You can watch it over and over

© WWW.Copavin.com



WWW.CopaVin.com

You can start by getting only the manual “ How to Do Sclerotherapy “ and the video, and then as you progress and need them the other manuals . This way it will give you a head Start



Www.CopaVin.com



CopaVin Medical Training

Each of the 22 Injection techniques are explained in detail , by Crown Medical Dr, that performs Sclerotherapy every day



It gives you a detail description on how to perform the actual injection, offering you all the TIPS and Pearls of the practice of Sclerotherapy.

- Learn the Injections techniques to avoid making mistakes.
- Learn how to select the medication,
- Which medication to apply, when and at what dissolution
- How to Inject to avoid Ulcer formation
- How to deal with patient Skin Color



[Www.CopaVin.com](http://www.CopaVin.com)

